



Tutorial of SameMovie Netflix Video Downloader for Windows

Overview

- [Introduction](#)
- [Key Features](#)
- [System Requirements](#)

Purchase & Registration

- [Purchase License](#)
- [Registration Tips](#)

Installation & Interface

- [Installation](#)
- [Main Interface](#)
- [Menu](#)

Tutorials

- [Log in to Netflix Account](#)
- [Customize the Output Settings](#)
- [Search for Netflix Video](#)
- [Select Advanced Download Setting](#)
- [Download Netflix Video](#)
- [Check Download History](#)

Technical Supports

- [Support](#)
- [Contact](#)



Overview

- [Introduction](#)
- [Key Features](#)
- [System Requirements](#)

Introduction

[SameMovie Netflix Video Downloader for Windows](#) is designed to help users download movies and TV shows from Netflix and watch Netflix videos offline on any device without spending internet traffic and without disrupting Netflix's limitations. And it is extremely user-friendly. Just find the video you want to download, choose the video settings, click the "Download" button, and wait for a moment. All your desired Netflix videos are waiting for you to download and binge-watch.

Key Features

- Download Netflix videos with multi-language audio track & subtitle.
- Support hardware acceleration when available.
- Save Full HD videos in MP4/MKV format.
- Support up to 24 languages.

System Requirements

- Windows 7, 8, 8.1, 10, 11 (32 bits & 64 bits).
- 1GHz processor or above.
- 512 megabytes (MB) or higher RAM.
- 1024*768 resolution display or higher Monitor.
- 1GB of available hard-disk space or higher.



Purchase & Registration

- [Purchase SameMovie Netflix Video Downloader for Windows](#)
- [Register SameMovie Netflix Video Downloader for Windows](#)

Purchase SameMovie Netflix Video Downloader for Windows

SameMovie offers three subscription plans: Monthly, Yearly, and Lifetime plans.

Quick Link: To purchase a license key for Netflix Video Downloader for Windows, please visit [here](#).


1. Why should I buy SameMovie Netflix Video Downloader?

SameMovie Netflix Video Downloader is a shareware, and the trial version only allows you to download the first 5 minutes of each video in HD quality. To get the full video, please purchase a license. After the purchase, you will be provided with your Registration Email and Registration key which will unlock the trial version limitation.

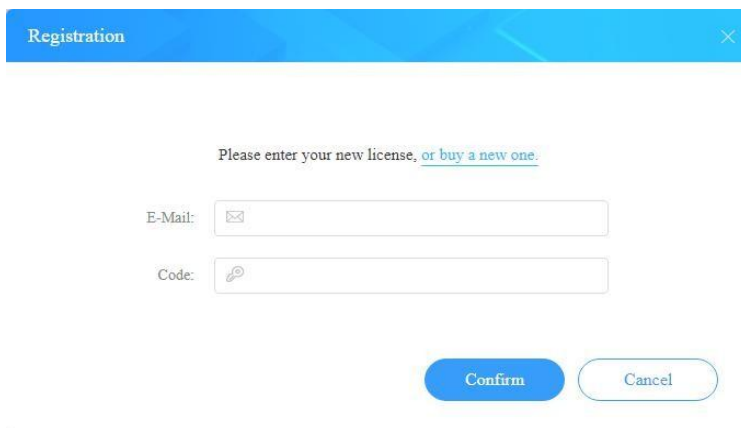
2. What Benefits do we have after Registration?

- Unlimited use during the subscription period without any function restrictions.
- FREE upgrades to the latest versions of the same product.
- FREE technical support.

Register SameMovie Netflix Video Downloader for Windows

Step 1: Run SameMovie Netflix Video Downloader on PC. First you should click the **Menu** icon  and then select **Register** option to register your program or the **Key** icon on the upper right.

Step 2: Please fill in the blanks with the **Registration Email** and **Registration Code**. You can use keyboard shortcuts to copy (Ctrl+C) and paste (Ctrl+V) your license in the registration window.



Registration

Please enter your new license, [or buy a new one](#).

E-Mail:

Code:

Confirm Cancel



Tutorial of SameMovie Netflix Video Downloader for Windows

Step 3: After finishing the Registration, the limitation of the trial version will be removed.



You have successfully registered the program. Thank you for your support!

OK

Notice:

1. Your computer should be connected with the Internet.
2. Make sure both the Registration Email and Registration key are provided by our company after you pay the registration fee. If you have not paid, please click **Buy Now** to purchase.
3. Please make sure Registration Email and Registration key you entered are both completely and correctly, if not, an error message will pop up as below:



Please enter your new license, [or buy a new one.](#)

E-Mail:

Code:

The registration information must be entered exactly as they appear in your confirmation email. Using the copy and paste method to enter the license is recommended.

Confirm

Cancel



Installation & Interface

- Installation
- Main Interface
- Menu

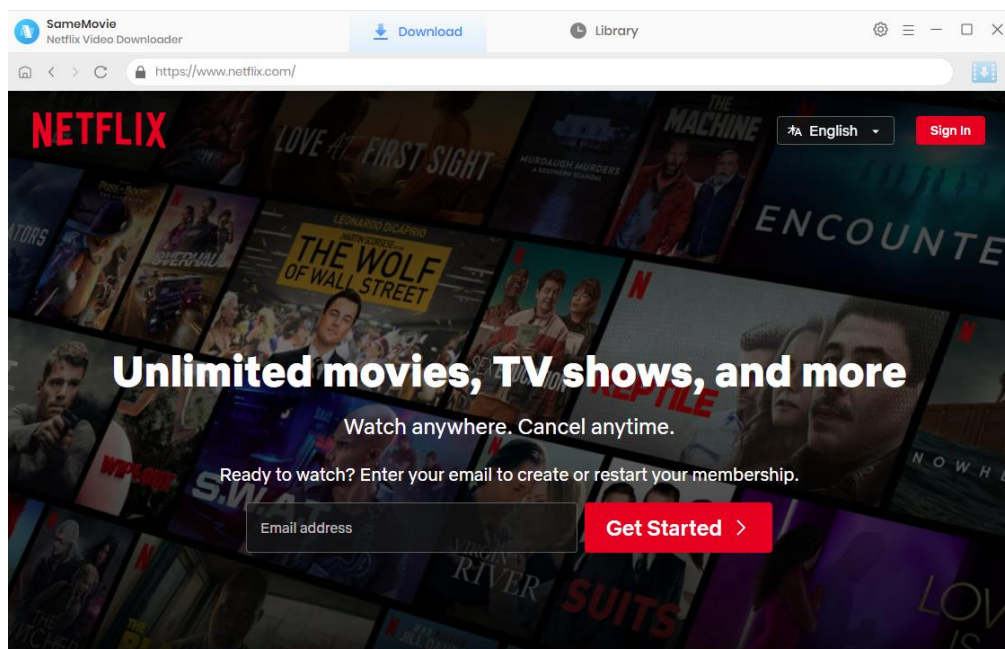
Installation

To install this product, please refer to the following steps:

1. Download the latest version of SameMovie Netflix Video Downloader through [Download Center](#).
2. Double-click the netflix-video-downloader.exe file to accomplish a "single-click install".
3. After installing, you can double-click SameMovie icon to launch the program.

Main Interface

Launch SameMovie Netflix Video Downloader for Windows and you will see the main interface as below:

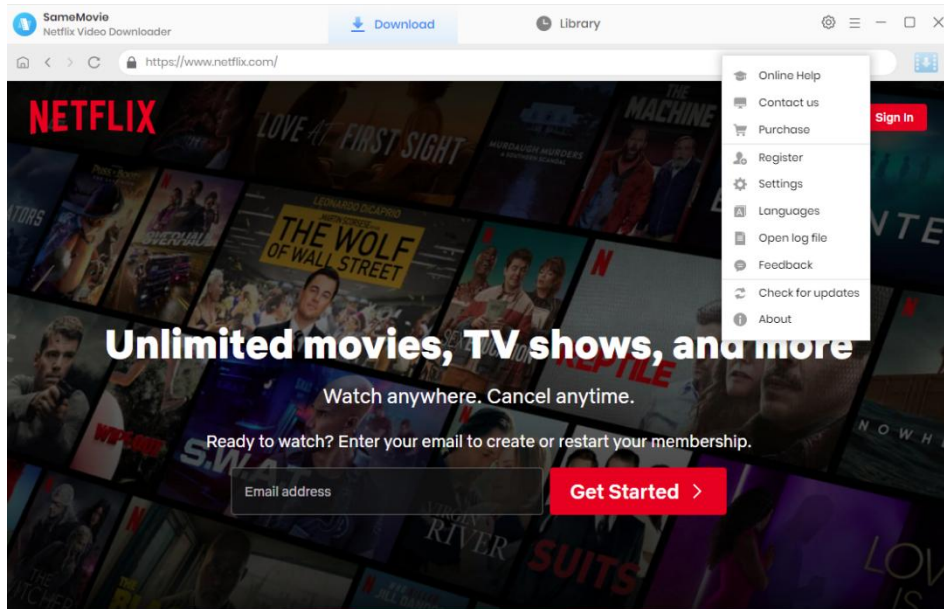




Tutorial of SameMovie Netflix Video Downloader for Windows

Menu

Click the **Menu** icon on the upper-right corner, and you will see a dialogue as below:



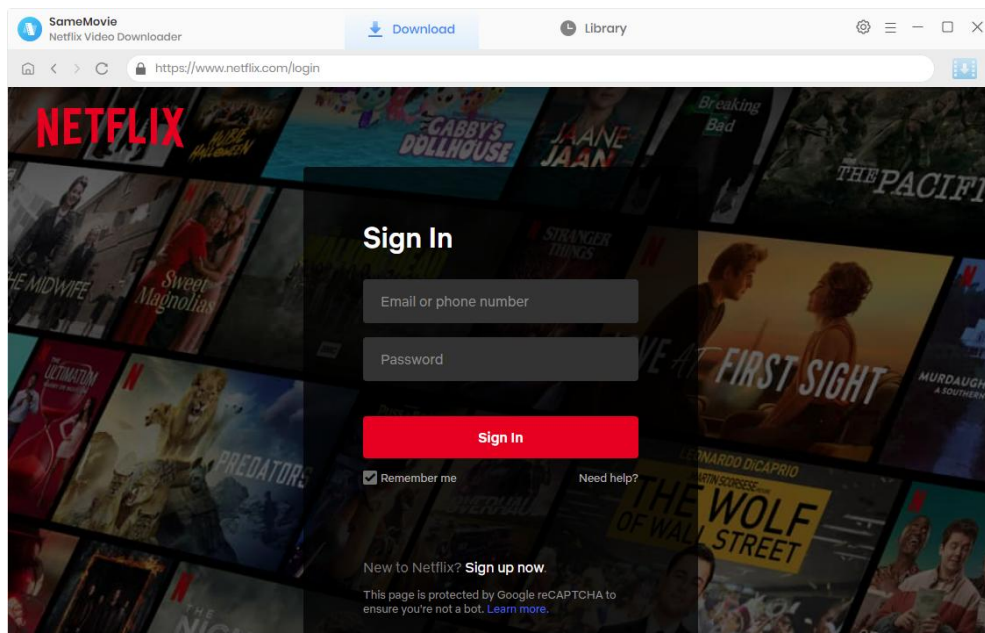


Tutorials

- Log in to Netflix Account
- Customize the Output Settings
- Search for Netflix Video
- Select Advanced Download Setting
- Download Netflix Video
- Check Download History

Step 1: Log in to Netflix Account

Run SameMovie Netflix Video Downloader firstly, then click the Sign in button in the upper right corner of the interface to open the login window.



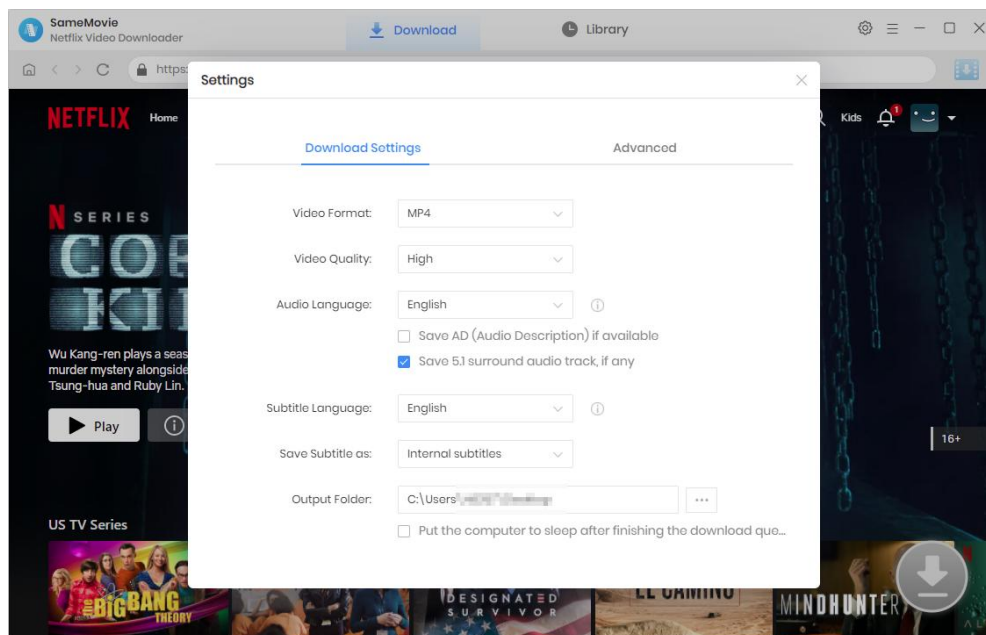


Tutorial of SameMovie Netflix Video Downloader for Windows

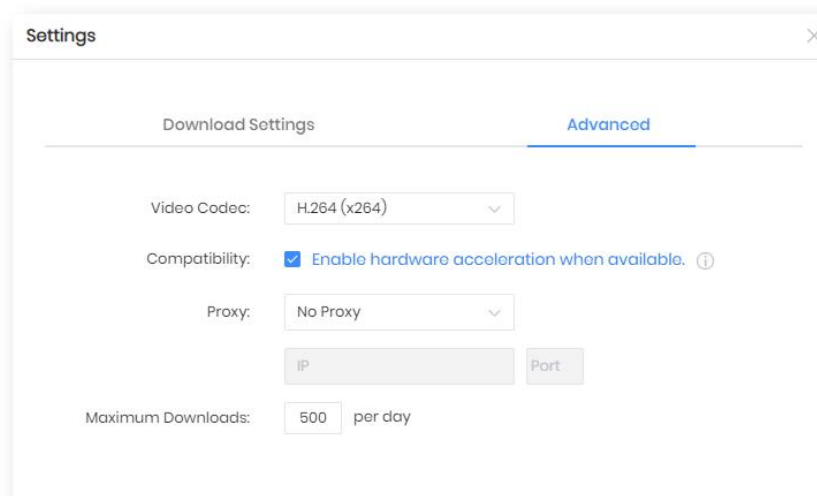
Step 2: Customize the Output Settings

Click the **Setting** icon in the upper right corner, followed that the setting window will pop up. Here you can customize the video output format (MP4/MKV), video quality (High, Medium, Low), output path, and the language of audio tracks and subtitles, etc. Plus, it provides three subtitles modes for you to save: Internal, External, and Hardcode subtitles. You can freely set the output path in which the video files are saved on your computer, or external USB Drive and SD Card, etc.

- Internal subtitles: can save subtitles in multiple languages.
- External subtitles: can save subtitles as independent files,SRT file, so that you can edit them.
- Hardcode subtitles: can be permanently embedded into the video and subtitles are always available.



In the **Advanced** tab, there are two video codec options available: H.264 and H.265. If you want to save videos in the same quality with smaller file sizes, H.265 can meet your needs. You can also check "Enable hardware acceleration when available", which will improve download performance by using the graphics card.

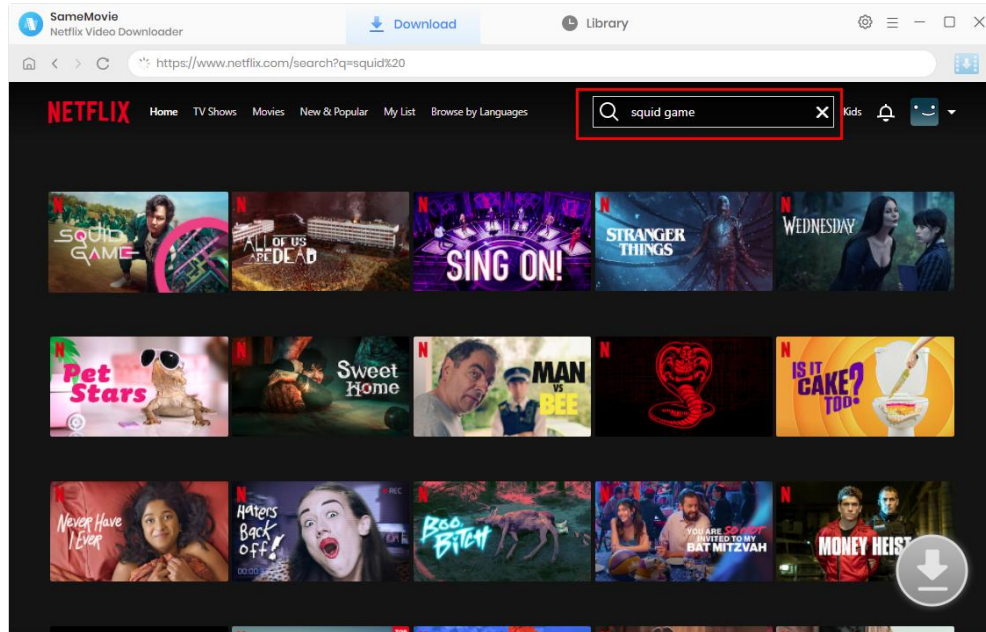






Tutorial of SameMovie Netflix Video Downloader for Windows

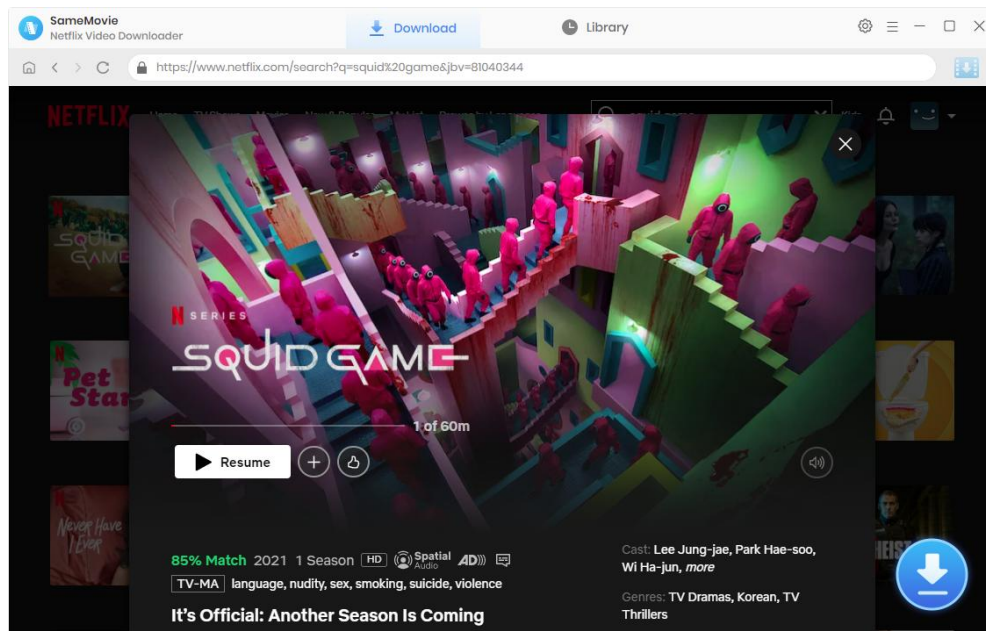
Step 3: Search for Netflix Video

You can use SameMovie's **built-in browser** to locate the video you want to download in the Netflix library. Or find the desired video by entering the **name** in the search bar.




Step 4: Select Advanced Download Setting

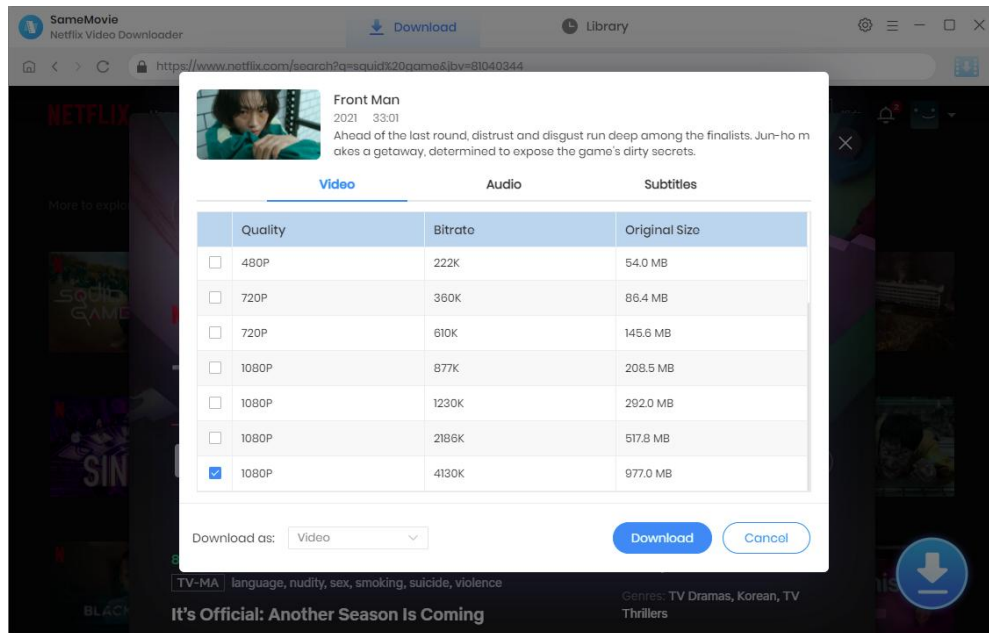
If you click on the thumbnail of the video, it will play directly on your computer. Or click the down icon  to view the video's detail page. In both cases, the **Download** icon  at the bottom right corner of the interface will change from gray to blue.





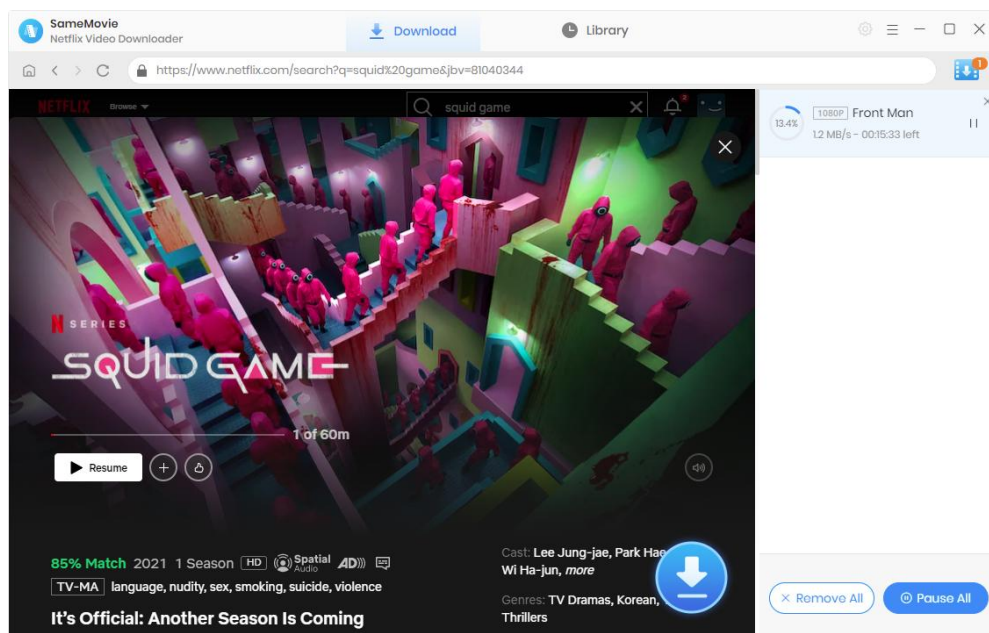
Tutorial of SameMovie Netflix Video Downloader for Windows

SameMovie offers the advanced download option that allows you to select specific video quality with different bitrates, as well as the language of audio tracks and subtitles. When downloading TV shows, click the **Download** icon and select the episodes that you want to download from the pop-up window, and then the **Advanced Download** button will show at the bottom left of the window. For movie, directly click the **Download** icon  to open the advanced download settings window.



Step 5: Download Netflix Video

Click the **Download** button to start downloading videos, and the program will download the selected videos to the computer one by one.

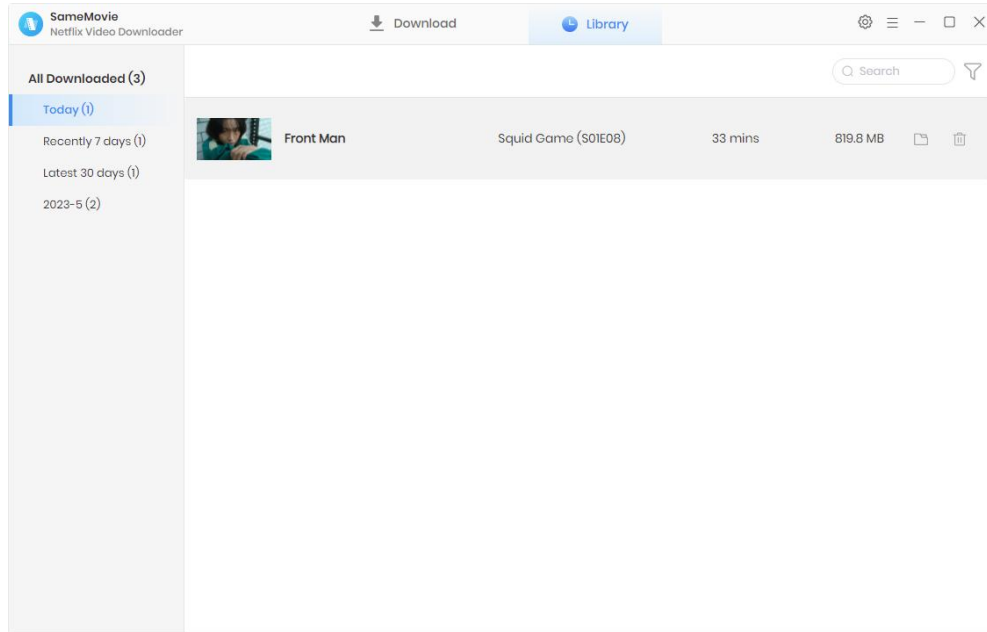




Tutorial of SameMovie Netflix Video Downloader for Windows

Step 6: Check Download History

After downloading, you can check what you have downloaded by clicking the **Library** tab. Here you can find the record of all video files.





Support & Contact

- [Support](#)
- [Contact](#)

Support

For more information, please visit SameMovie official website:

Home Page: <https://www.samemovie.com/>

Product Page: <https://www.samemovie.com/netflix-video-downloader.html>

If you have any problem, you may help yourself with SameMovie FAQ page and support page.

FAQ Page: <https://www.samemovie.com/faqs-netflix-video-downloader.html>

Support Page: <https://www.samemovie.com/netflix-video-downloader/online-help.html>

Contact

If you encounter any problems that you can't figure out, please contact SameMovie technical support team for further assistance. Technical support inquiry, suggestion, feedback, proposal, compliments, or criticism, are all welcome.

We are always ready to serve you with prompt and useful email support. From Monday to Friday, we will answer your emails within 24 hours. If you send emails during weekends, we will answer your questions on the next Monday.

Please allow time lag due to different time zones.

Support E-Mail: support@samemovie.com